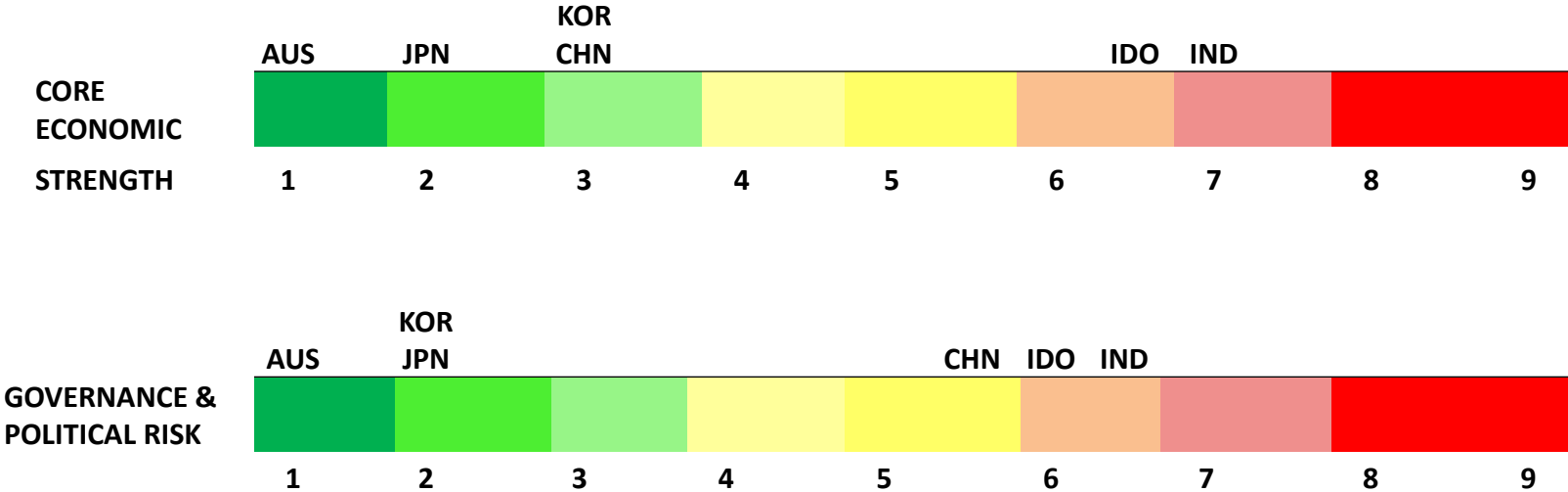


Sovereign Analytics Risk Scores

December 2016

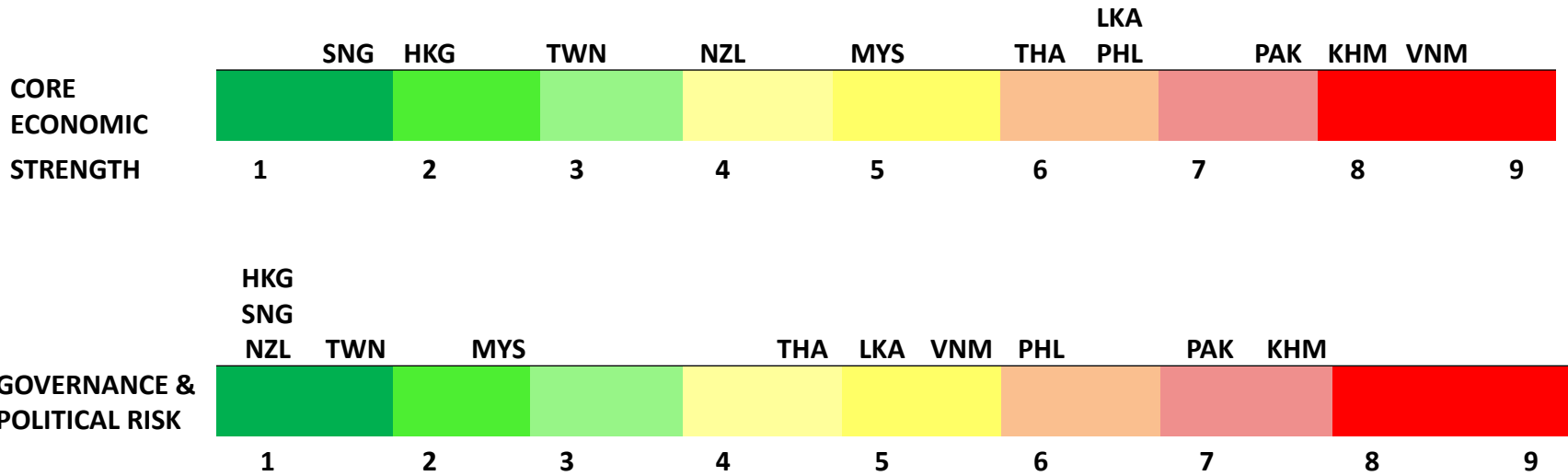
**Risks Arising from
Economic & Political Structures**

Structural Risks: G-20 Asia



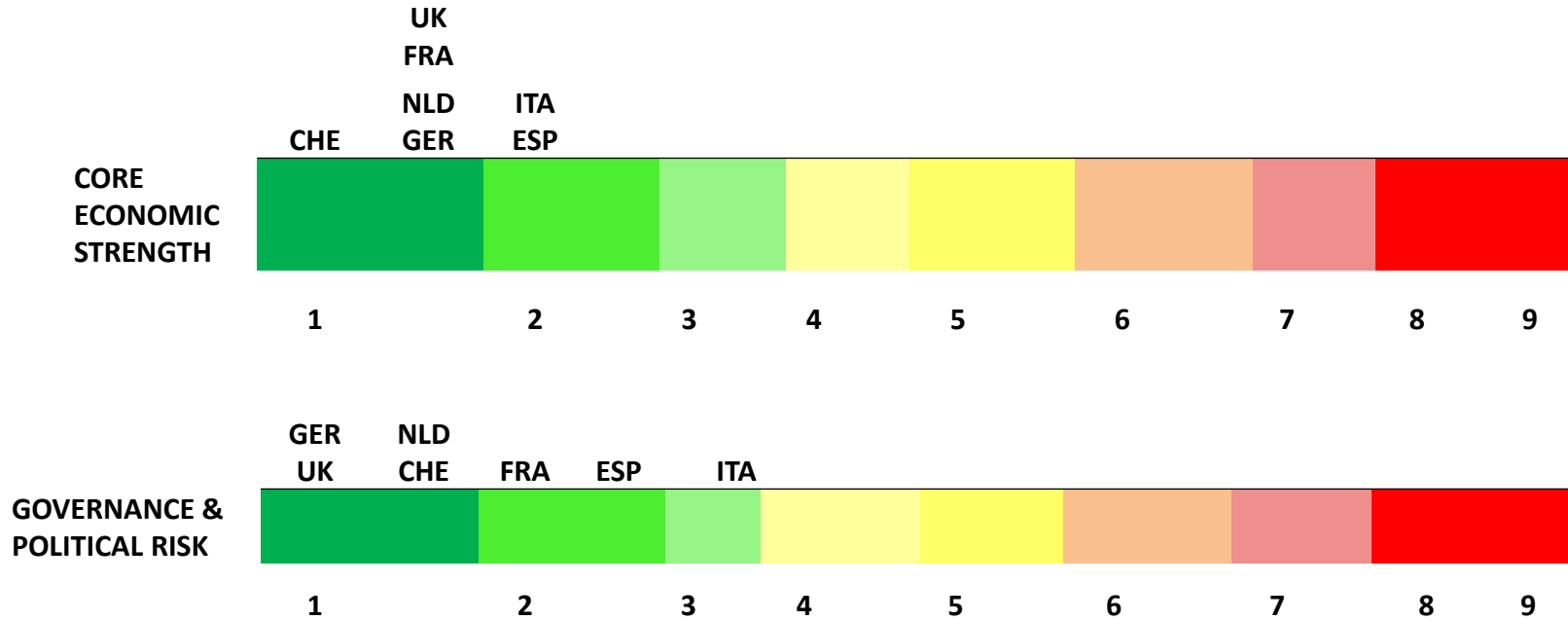
| Country | Code | Country | Code | | |
|-----------|------|-----------|------|-------|-----|
| Australia | AUS | India | IND | Japan | JPN |
| China | CHN | Indonesia | IDO | Korea | KOR |

Structural Risks: Asia II




| Country | Code | Country | Code | Country | Code |
|-------------|------|-------------|------|----------|------|
| Cambodia | KHM | Pakistan | PAK | Taiwan | TWN |
| Hong Kong | HKG | Philippines | PHL | Thailand | THA |
| Malaysia | MYS | Singapore | SNG | Vietnam | VNM |
| New Zealand | NZL | Sri Lanka | LKA | | |

Structural Risks: G-20 Europe



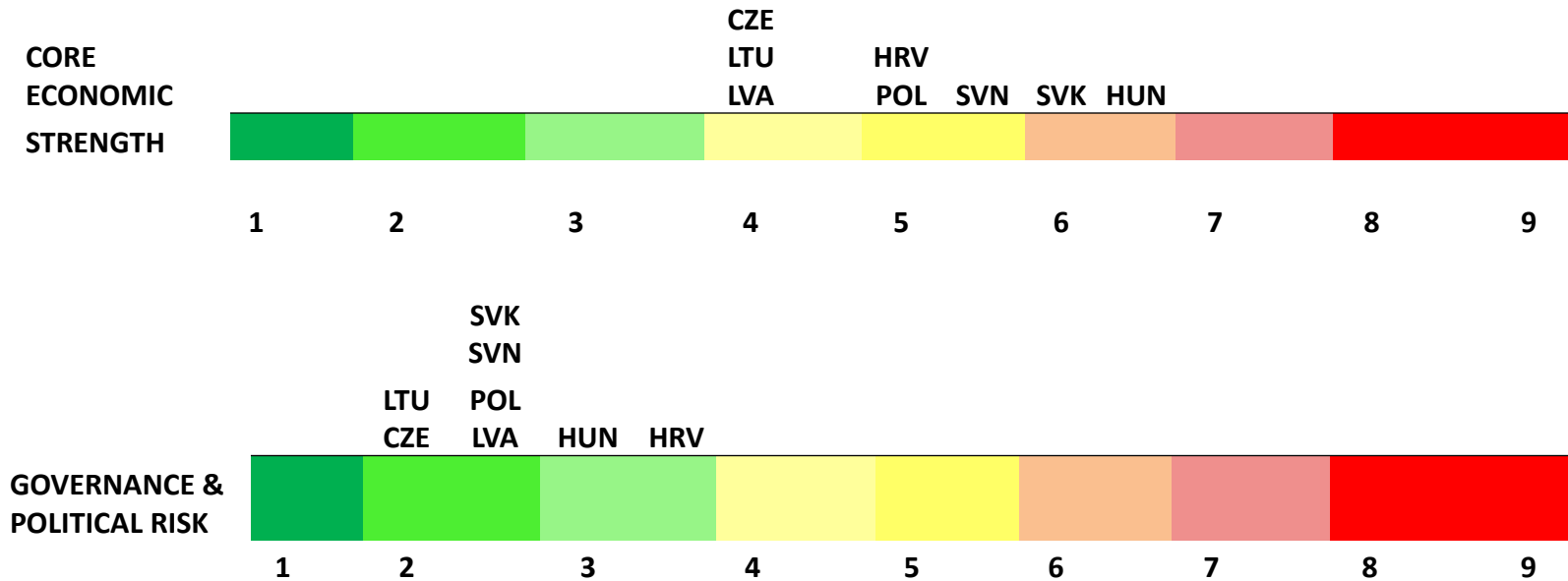
| Country | Code | Country | Code | Country | Code |
|---------|------|-------------|------|----------------|------|
| France | FRA | Netherlands | NLD | Switzerland | CHE |
| Germany | GER | Spain | ESP | United Kingdom | UK |
| Italy | ITA | | | | |

Structural Risks: Western Europe II




| Country | Code | Country | Code | Country | Code |
|---------|------|---------|------|-------------|------|
| Austria | AUT | Estonia | EST | Ireland | IRE |
| Belgium | BEL | Finland | FIN | Netherlands | NLD |
| Cyprus | CYP | Greece | GRC | Portugal | PRT |
| Denmark | DNK | Iceland | ISL | Sweden | SWE |

Structural Risks: Central Europe



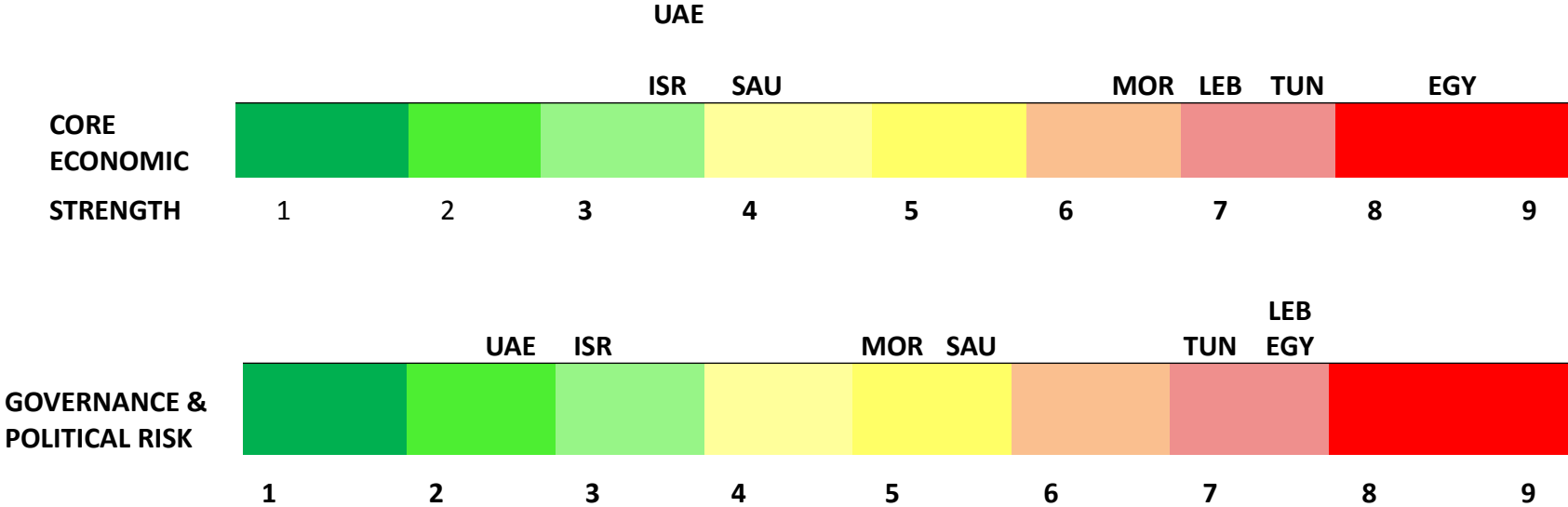
| Country | Code | Country | Code |
|----------------|------|-----------------|------|
| Croatia | HRV | Lithuania | LTU |
| Czech Republic | CZE | Poland | POL |
| Hungary | HUN | Slovenia | SVN |
| Latvia | LVA | Slovak Republic | SVK |

Structural Risks: Southern & Eastern Europe



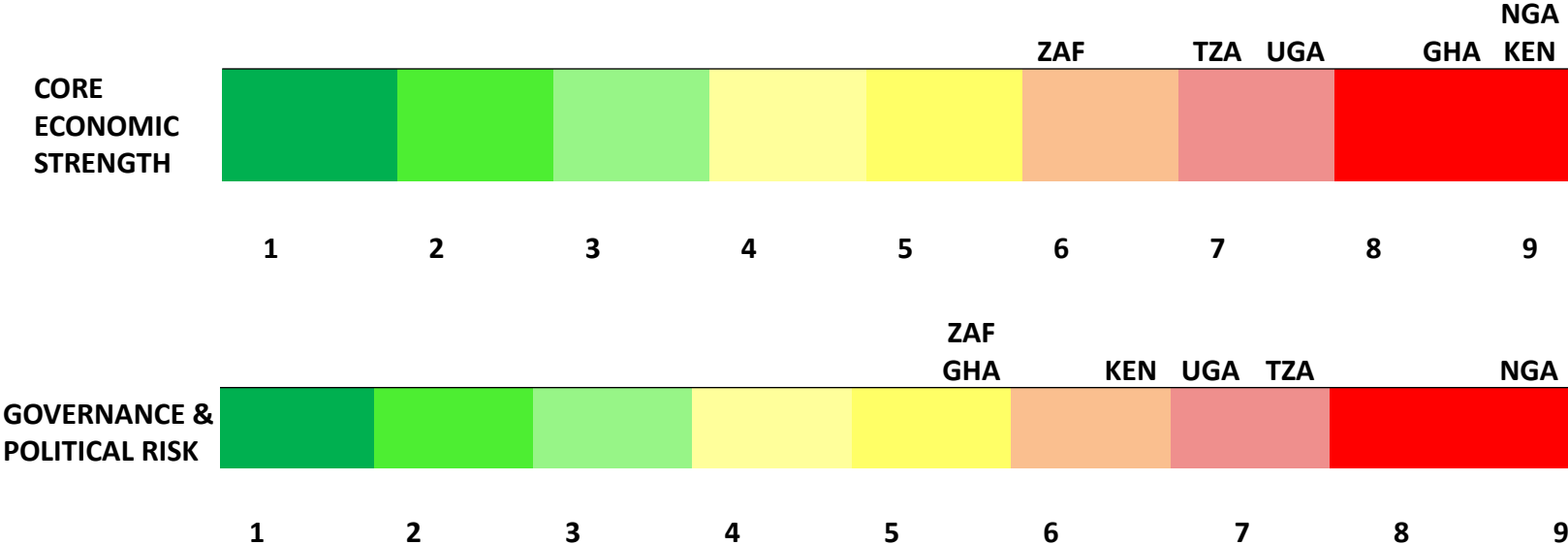
| Country | Code | Country | Code |
|--------------------|------|---------|------|
| Bulgaria | BUL | Serbia | SRB |
| Kazakhstan | KAZ | Turkey | TUR |
| Romania | ROM | Ukraine | UKR |
| Russian Federation | RUS | | |

Structural Risks: Mid-East & North Africa



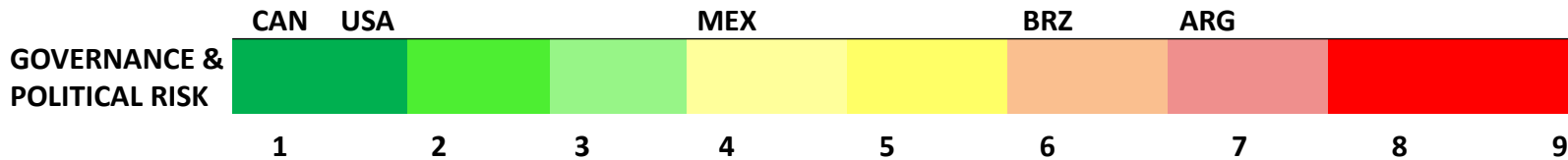
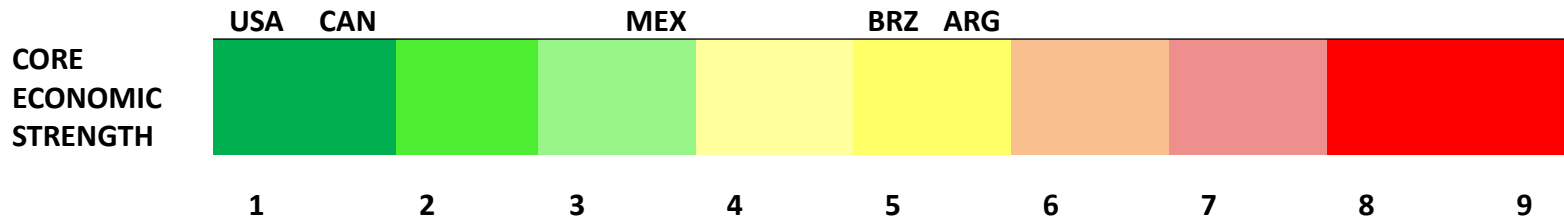
| Country | Code | Country | Code |
|---------|------|----------------------|------|
| Egypt | EGY | Saudi Arabia | SAU |
| Israel | ISR | Tunisia | TUN |
| Lebanon | LEB | United Arab Emirates | UAE |
| Morocco | MOR | | |


Structural Risks: Central & Southern Africa




| Country | Code | Country | Code |
|---------|------|--------------|-----------|
| Ghana | GHA | South Africa | ZAF (ZAR) |
| Kenya | KEN | Tanzania | TZA |
| Nigeria | NGA | Uganda | UGA |

Structural Risks: G-20 Americas



| Country | Code | Country | Code |
|-----------|------|--|------|
| Argentina | ARG | Mexico | MEX |
| Brazil | BRZ |  | |
| Canada | CAN | United States | USA |

Structural Risks: Latin America



| Country | Code | Country | Code | Country | Code |
|-----------|------|----------|------|-----------|------|
| Argentina | ARG | Ecuador | ECU | Peru | PER |
| Brazil | BRZ | Mexico | MEX | Uruguay | URU |
| Chile | CHL | Panama | PAN | Venezuela | VNZ |
| Colombia | COL | Paraguay | PAR | | |